

A photograph of the Florida State Capitol building, featuring a prominent dome and classical columns, set against a blue sky with white clouds. The image is partially obscured by a dark blue curved graphic element on the left side of the slide.

# Characteristics of Children in Foster Homes and Group Homes

A presentation to the Senate Committee on Children, Families, and Elder Affairs

Megan Smernoff  
Senior Legislative Analyst

April 17, 2017

# Family Foster Homes and Residential Group Care<sup>1</sup>

- ▶ Characteristics of children in family foster homes and residential group care
- ▶ Costs associated with family foster homes and residential group care
- ▶ Required activities and services for family foster homes and residential group care

<sup>1</sup> Information gathered by OPPAGA during Fiscal Years 2013-14 and 2014-15.

# Out-of-Home Care Placements

- ▶ Legislative intent is that children are placed in the least restrictive environment

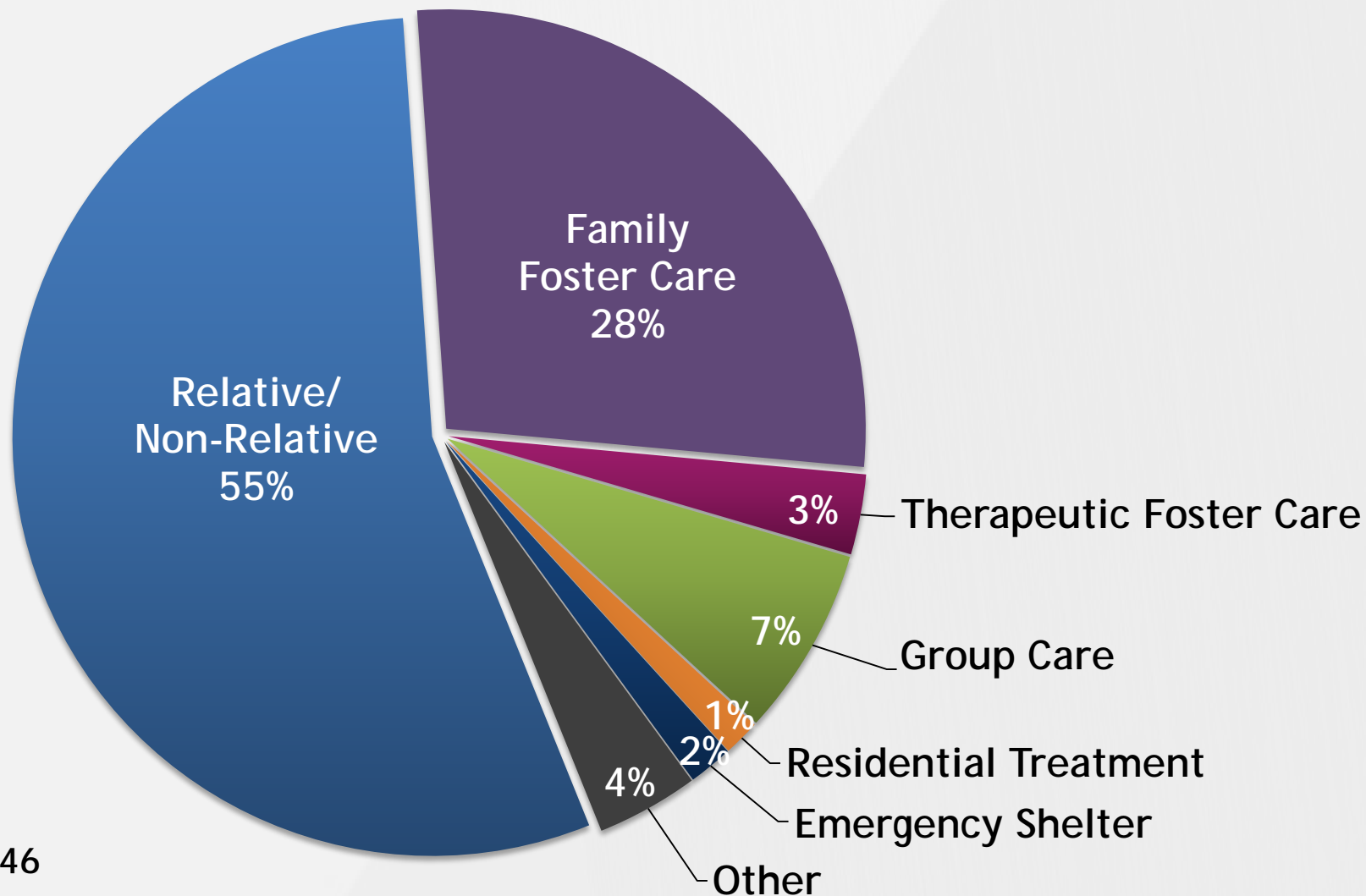
Relative and  
Non-Relative  
Caregiver

Family Foster  
Homes

Residential  
Group Care

Residential  
Treatment  
Programs

# 21,946 Children in Out-of-Home Care on June 1, 2015



N = 21,946

# Family Foster Homes and Residential Group Care

## Family Foster Homes

- DCF licensed family-based settings; up to 5 children, including foster parents' biological and adopted children

## Residential Group Care

- DCF licensed residential child-caring agencies; shift-care and house parent models

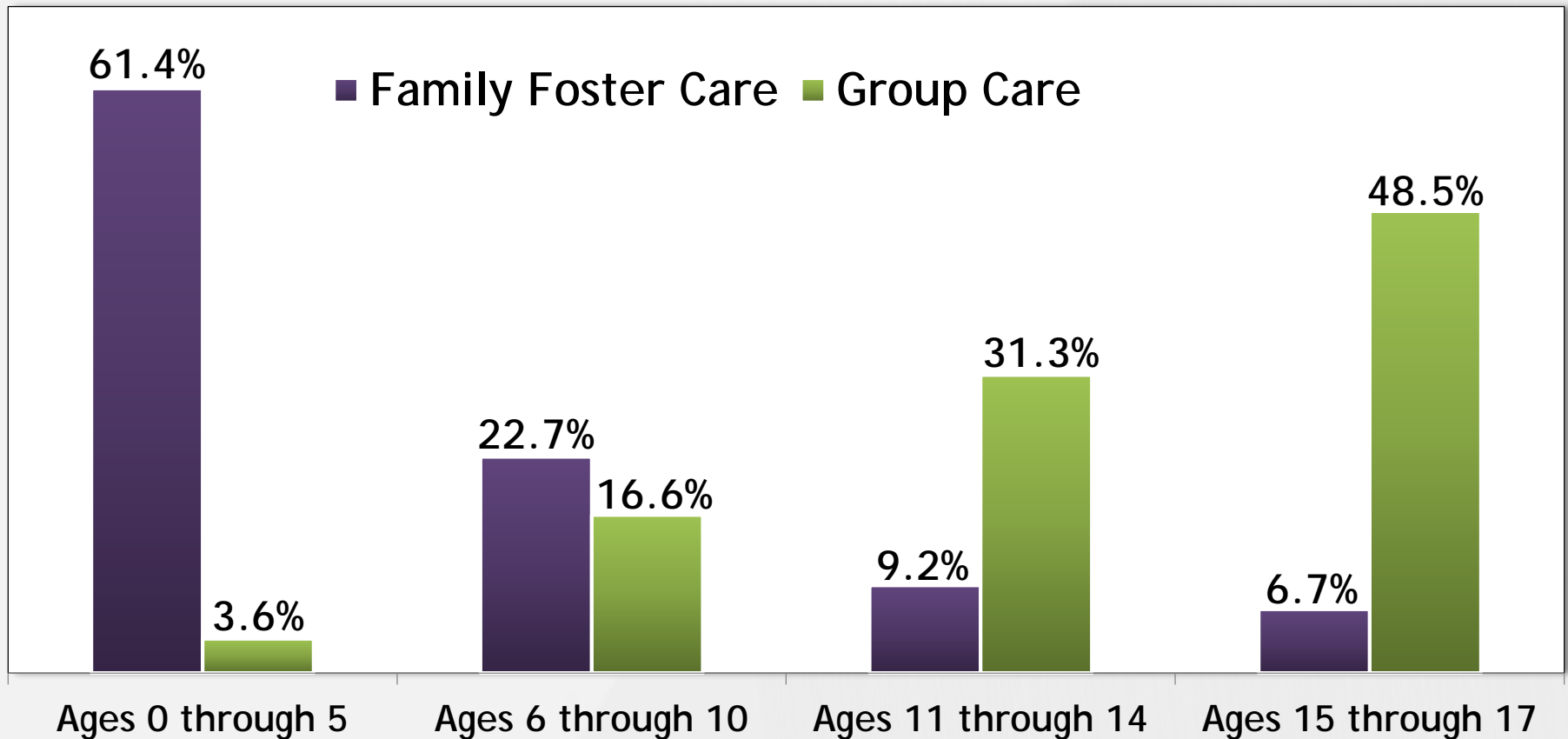
# How Is Placement in Residential Group Care Determined?

- ▶ Placement in group care must be considered when the child
  - Is age 11 or older,
  - Has been in licensed family foster care for more than six months and removed more than once, AND
  - Has serious behavioral problems
- ▶ Other factors to consider
  - Placement of siblings
  - Availability of more family-like settings

# Characteristics of Children in Family Foster Homes and Residential Group Care

# Children in Group Care Were Older

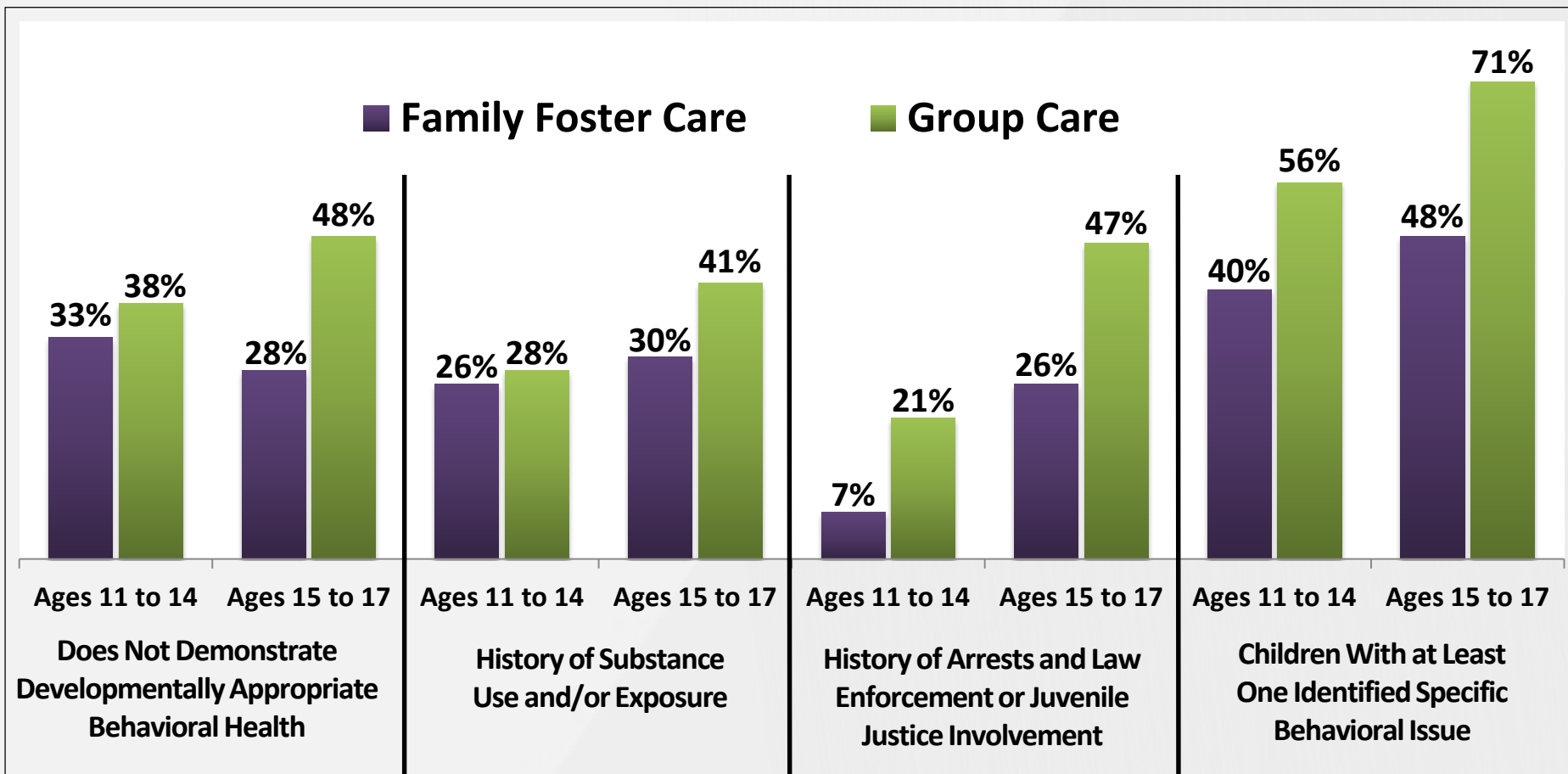
79.8% of children in group care were ages 11 through 17



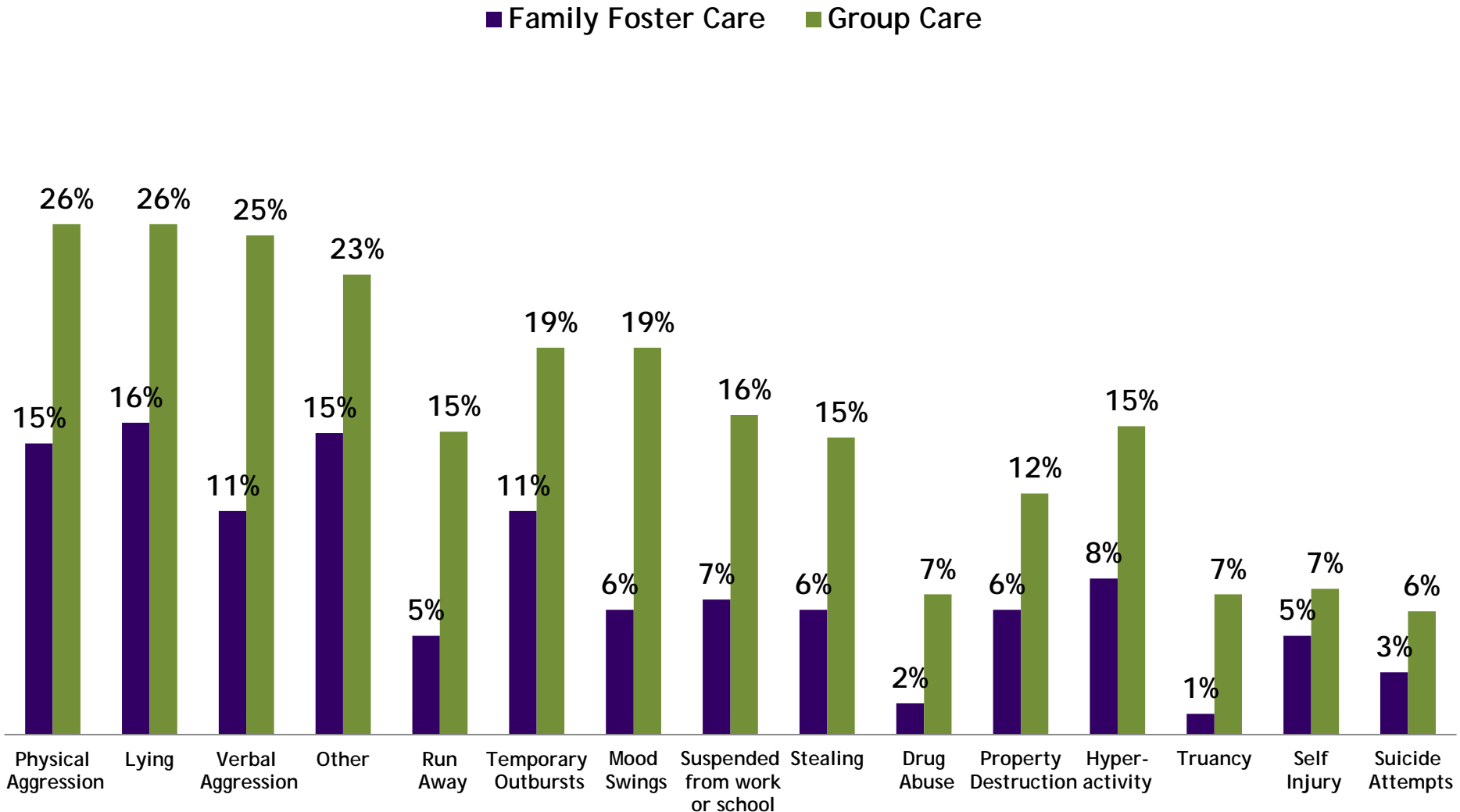


# Children in Group Care Had More Behavioral Issues

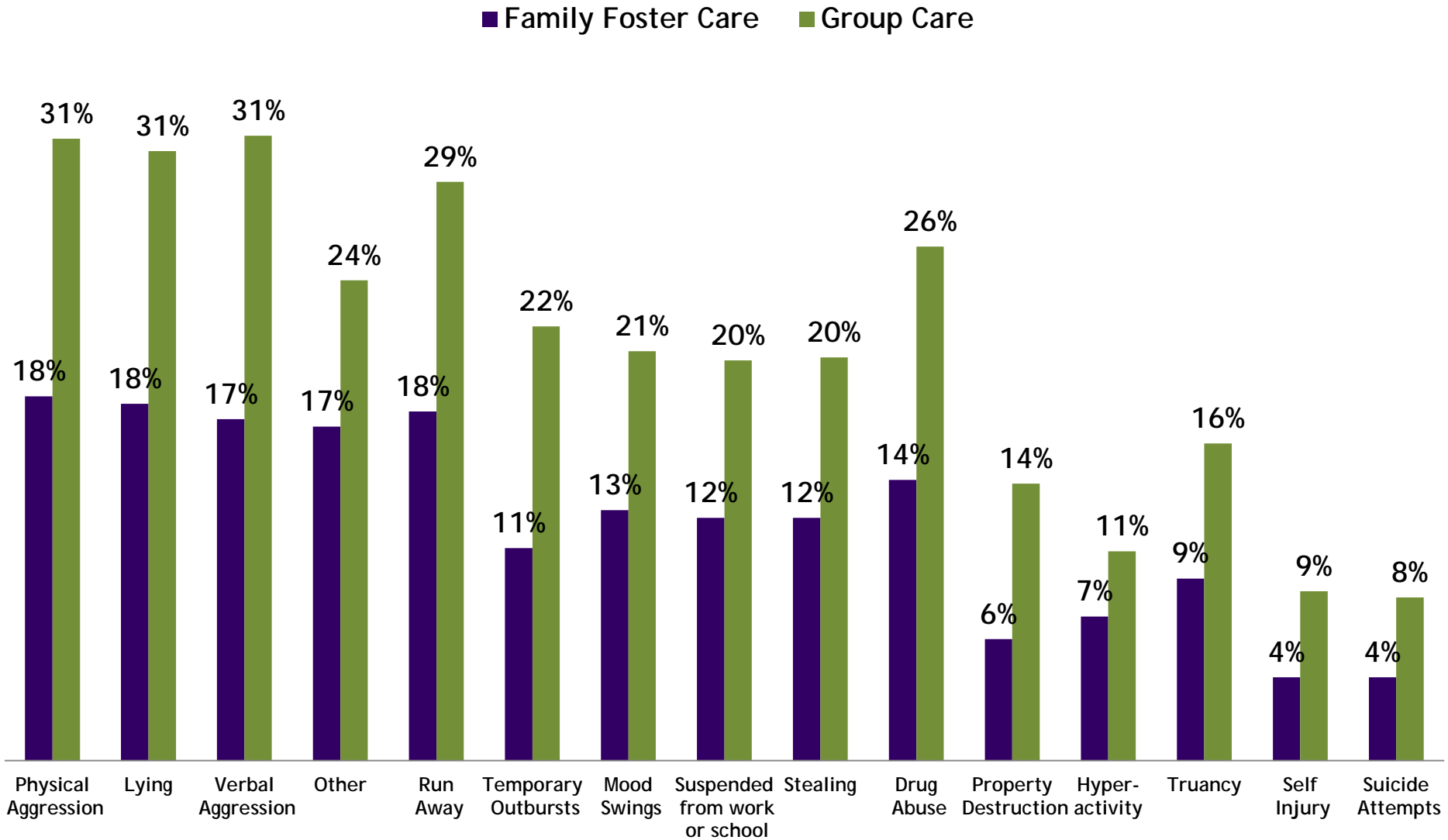
A larger percentage of children in group care had behavioral issues



# Percentage of Children Ages 11 to 14 With Specific Behavioral Issues



# Percentage of Children Ages 15 to 17 With Specific Behavioral Issues



# Costs Associated With Family Foster Homes and Residential Group Care

# Foster Parent Room and Board Rates

Foster parents received an average daily rate of \$16

## Calendar Year 2015 Monthly Foster Care Rate

Children Ages 0 Through 5	Children Ages 6 Through 12	Children Ages 13 Through 21
\$439	\$451	\$527

Source: Section 409.145, *F.S.*, provides base monthly rates of \$429, \$440, and \$515, respectively; the department provides an annual cost of living increase.

# Fiscal Year 2013-14 Residential Group Care Daily Rates



Shift-care model daily costs ranged from \$52 to \$283

Shift-care average daily rate \$124; median daily rate \$115

House-parent model daily costs ranged from \$17 to \$175

House-parent average daily rate \$97; median daily rate \$97

# Group Care Expenditures Through Fiscal Year 2014-15

State Fiscal Year	Average Number of Children in Out-of-Home Care (Percentage Change from Prior Fiscal Year) <sup>1</sup>	Average Number of Children in Residential Group Care (Percentage Change from Prior Fiscal Year) <sup>2</sup>	Residential Group Care Expenditures <sup>3</sup>	Percentage Change in Residential Group Care (Expenditures from Prior Fiscal Year)
2007-08	24,755	3,075	\$112,240,934	
2008-09	21,020 (-15%)	2,696 (-12%)	\$98,411,631	-12%
2009-10	18,936 (-10%)	2,389 (-11%)	\$88,778,416	-10%
2010-11	18,704 (-1%)	2,223 (-7%)	\$87,941,722	-1%
2011-12	19,761 (6%)	2,268 (2%)	\$86,840,671	-1%
2012-13	18,854 (-5%)	2,135 (-6%)	\$84,482,158	-3%
2013-14	18,464 (-2%)	2,052 (-4%)	\$88,710,648	5%
2014-15	20,520 (11%)	2,230 (9%)	\$89,778,347	1%

<sup>1</sup> This figure is calculated by averaging the number of children in care at the end of each month in the fiscal year.

<sup>2</sup> This figure is calculated by averaging the number of children in care at the end of each month in the fiscal year. Children in all types of residential group care were used in this calculation.

<sup>3</sup> Fiscal Year 2014-15 residential group care expenditures are year-to-date expenditures from the Department of Children and Families.

Source: OPPAGA analysis of Department of Children and Families data.

# Fiscal Year 2014-15 Group Care Expenditures

## Accounted for 60% of All Licensed Care Expenditures

Community-Based Care Lead Agency	Foster Care Expenditures	Residential Group Care Expenditures	Other Licensed Care Expenditures	Percentage of Licensed Care Expenditures Spent on Residential Group Care
Big Bend CBC	\$1,347,954	\$3,236,695	\$124,477	69%
Brevard Family Partnerships	2,140,572	2,233,708	122,335	50%
CBC of Central Florida (Orange-Osceola)	2,881,675	4,516,097	0	61%
CBC of Central Florida (Seminole)	747,749	2,055,688	0	73%
Childnet (Broward)	8,933,230	10,317,774	2,709,449	47%
Childnet (Palm Beach)	3,058,949	8,674,408	1,322,192	66%
Children's Network of Southwest Florida	2,357,510	3,553,280	0	60%
Community Partnership for Children	1,941,694	2,218,983	294,666	50%
Devereux	981,195	5,145,187	289,779	80%
Eckerd (Hillsborough)	3,641,636	7,497,008	0	67%
Eckerd (Pasco-Pinellas)	3,938,083	5,833,173	0	60%
Families First Network	3,056,071	2,337,549	83,425	43%
Family Integrity Program	241,288	522,319	0	68%
Family Support Services of North Florida	2,877,920	2,536,005	3,675	47%
Heartland for Children	1,711,467	5,532,589	445,581	72%
Kids Central	2,415,986	2,708,094	1,221,885	43%
Kids First of Florida	611,354	451,480	1,224	42%
Our Kids	6,672,112	15,064,529	0	69%
Partnership for Strong Families	1,387,891	1,914,202	0	58%
Sarasota Family YMCA	1,263,390	3,429,679	0	73%
Total <sup>1</sup>	\$52,207,725	\$89,778,347	\$6,618,688	60%



# Required Services and Activities for Family Foster Homes and Residential Group Care

# Group Care Services

Group care must provide or ensure access to a minimum range of activities and services

## Group Care Activities and Services

- Recreation and leisure activities
- Cultural enrichment
- Transportation
- Medical and dental care
- Work activities
- Clothing and hygiene items
- Behavioral management program
- Assessments and service plans
- Educational and vocational services
- Budget training
- Life skills training

Medical services, including behavioral health care, are provided by Medicaid

# Foster Parents' Roles and Responsibilities

Foster parents are expected to provide quality parenting and fulfill certain roles and responsibilities

## Roles and Responsibilities of Foster Parents

- Assist with child's case plan
- Complete trauma training
- Support child's ties to biological family
- Advocate for the child
- Participate in health care services
- Support educational success
- Maintain important records
- Ensure independent living skills
- Enable child to maintain mentoring relationships

Medical services, including behavioral health care, are provided by Medicaid

# Contact Information

**Megan Smernoff, J.D.**

Senior Legislative Analyst

(850) 717-0532

[smernoff.megan@oppaga.fl.gov](mailto:smernoff.megan@oppaga.fl.gov)

**Mary Alice Nye, Ph.D.**

Health and Human Services Staff Director

(850) 717-0567

[nye.maryalice@oppaga.fl.gov](mailto:nye.maryalice@oppaga.fl.gov)

THE FLORIDA LEGISLATURE'S  
OFFICE OF PROGRAM POLICY ANALYSIS & GOVERNMENT ACCOUNTABILITY

---

OPPAGA supports the Florida Legislature by providing data, evaluative research, and objective analyses that assist legislative budget and policy deliberations.

# Questions?

THE FLORIDA LEGISLATURE'S  
OFFICE OF PROGRAM POLICY ANALYSIS & GOVERNMENT ACCOUNTABILITY

---

OPPAGA supports the Florida Legislature by providing data, evaluative research, and objective analyses that assist legislative budget and policy deliberations.